

Boot Camp



MHCGB In-hand Obstacles

2019 Season

(Part of the Performance Trio for 2019)

Competing animals must not be less than two (2) years of age

Street Fair Patrol (T-Junction Bending)

T-Junction will be made from bunting flags on sticks; floor will contain some flattened paper cups to mimic food container waste at a street fair.

Novice – Walk into the T junction, controlled left hand turn. Exit the T junction, controlled right hand turn. Walk along the back of the T junction, controlled right hand turn back into the junction then controlled left turn to exit.

Open – Walk into the T junction, controlled left hand turn. Upon exit, halt and rein back the full length of the T junction. Upon exit, halt then forward walk with a controlled left turn to exit. Open will have bubble machine.

Water Park Patrol (Vegas Waterbox)

Novice – Walk calmly over the water tray; will contain small amount of water, anti-slip mats and some rubber ducks.

Open – Walk calmly over the Vegas Waterbox tray, water will appear as pressure is applied to the top surface.

Crowd Control (Ball push with skittles)

Novice – the ball will have pole guides to help the equine push the ball with its nose towards the skittles.

Open – The ball will need to be steered by the equine towards the skittles with no floor guides.

Football Stadium Tunnel (Covered tunnel)

Novice – Walk calmly through the tunnel at a relaxed walk; ensure a loose relaxed lead.

Open – Walk calmly through the tunnel at a relaxed walk; ensure a loose relaxed lead. When central to the tunnel, halt wait for a count of 5 then proceed to exit the obstacle.

Fire Bar (jump) (please note – this is NOT real fire, but decorative fabric)

Novice – a small jump (approx 6inch high)

Open – a larger jump (approx 12inch high)

Hoop of Fire (Halt, Wait and recall) (please note – this is NOT real fire, but decorative fabric)

Novice – Place front feet within the first ground fire ring, halt the horse, handler stands within the second ground fire ring. Wait for a count of 5, then call the horse to walk towards the handler.

Open – Place front feet within the first ground fire ring, halt the horse, handler stands within the second ground fire ring. Wait for a count of 5, then call the horse to walk towards the handler, asking them to calmly step over the ground pole.

Thin Blue Line (Side Pass and rein back)

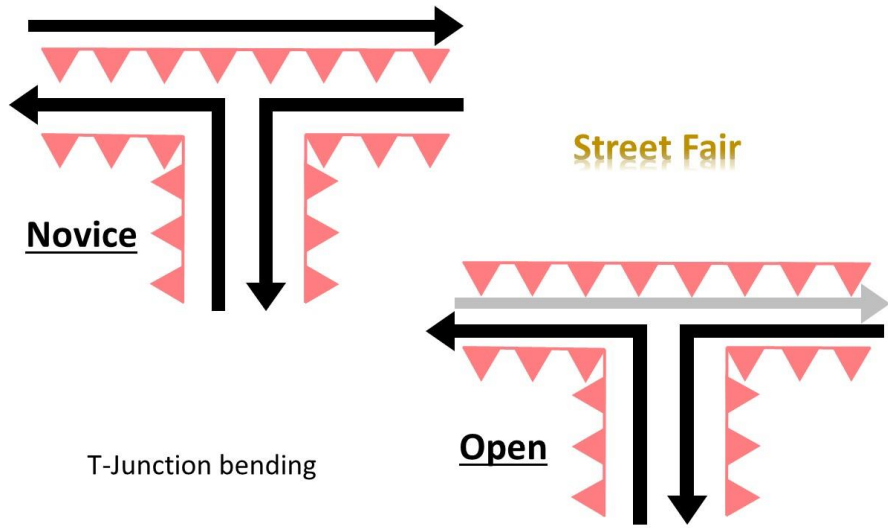
Novice – Side pass to the direction specified on the day, side pass length 6ft, then rein back 4steps.

Open – Side pass in first direction, rein back to align with second marker, side pass in opposite direction. Each side pass length is 6ft.

Sergeant Salute (Pedestal)

Novice – Horse to stand both front feet onto the pedestal. Once safely in position, handler to look at judge and give a hand salute. Once salute performed, dismount via rein back.

Open – Horse to stand both front feet onto the pedestal. Once safely in position, handler to look at judge and both horse and handler to give a hand salute (for the horse, this means raising one front leg off the pedestal in a forward position, a bit like the first phase of a Spanish walk or if asking the horse to “shake hands”). Once salute performed, dismount via rein back.

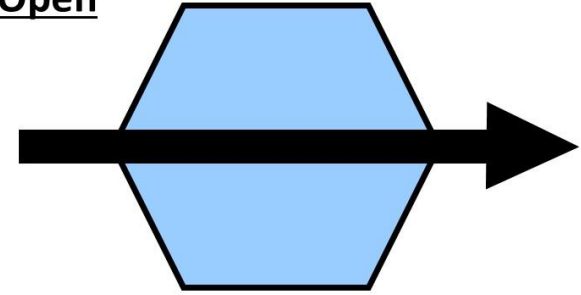


T-Junction bending

Street Fair

Water Park Patrol

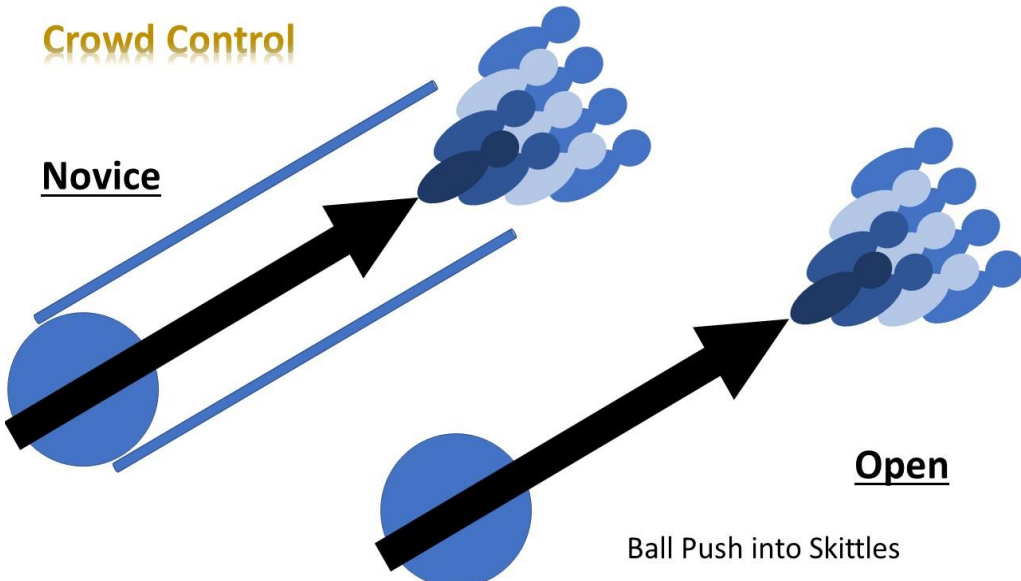
Novice & Open



Vegas Waterbox

Crowd Control

Novice



Ball Push into Skittles

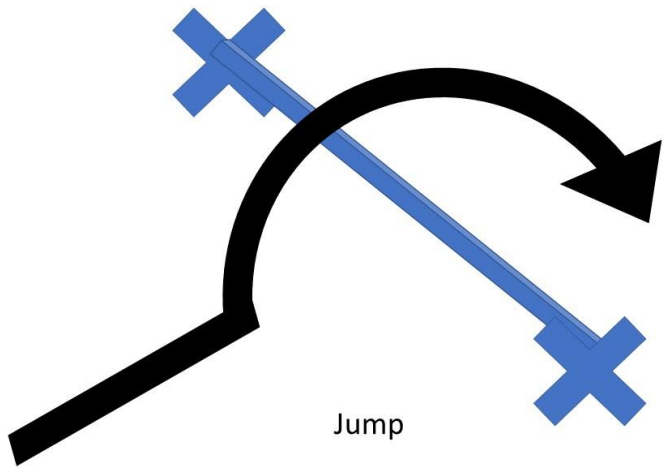
Football Stadium Tunnel



Covered Tunnel


Novice & Open

Fire Bar



Novice

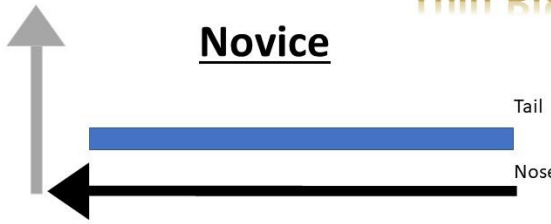
Hoop of Fire



Stand & Wait

Thin Blue Line

Novice




Open




Side Pass

Sergeant Salute



Novice

Open



Pedestal